

LE MONETE ALTERNATIVE

Bitcoin, Altcoin e Token

23/11/2017 | Marco Coda

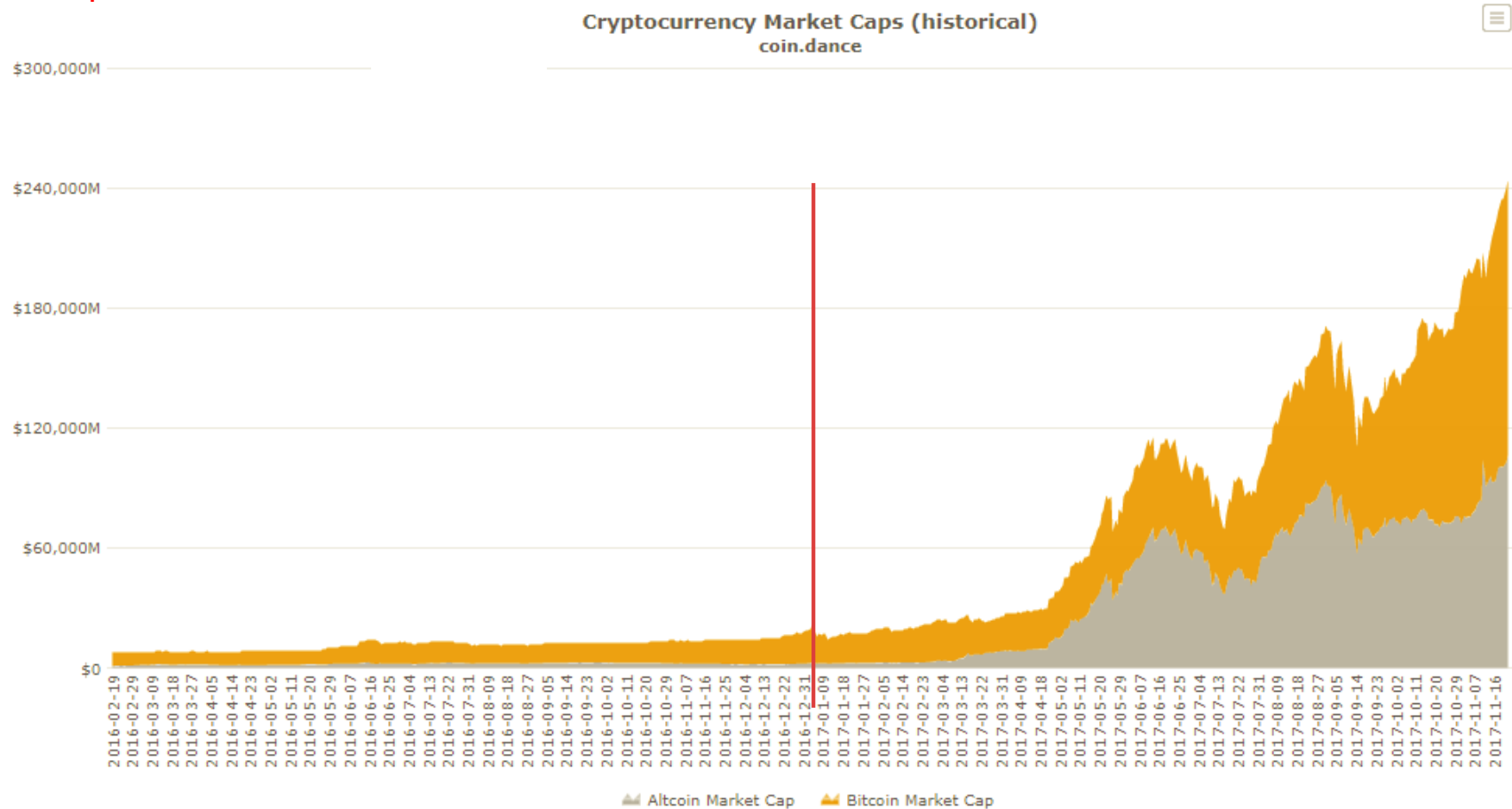
SELLALAB

MERCATO

VALORE MERCATO CRIPTOVALUTE

<https://coin.dance/stats>

[Switch to Percentage Chart](#)



VALORE SCAMBIATO SU BITCOIN






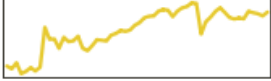

<https://www.forbes.com>

Bitcoin Now Processes \$2 Billion Worth Of Transactions Per Day, A 10x Increase In 2017

November 16th set a new all-time high for value transacted over the Bitcoin network in a single day at \$2,803,405,660.

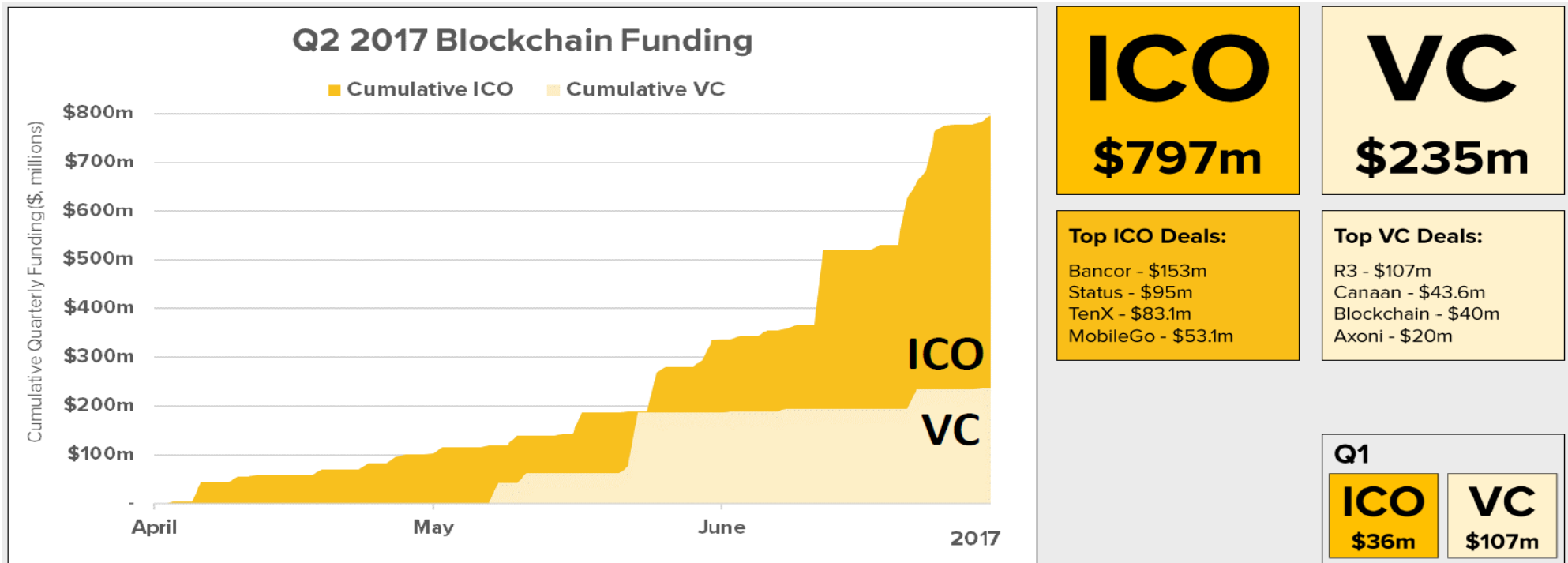
1.319 COINS CON 6.868 CAMBI

www.coinmarketcap.com

Market Cap ▾ Trade Volume ▾ Trending ▾ Tools ▾							
Search Currencies							
All ▾ Coins ▾ Tokens ▾ USD ▾							
Next 100 → View All							
▲ #	Name	Market Cap	Price	Volume (24h)	Circulating Supply	Change (24h)	Price Graph (7d)
1	Bitcoin	\$137,630,984,665	\$8243.61	\$3,647,110,000	16,695,475 BTC	1.60%	
2	Ethereum	\$35,720,067,136	\$372.51	\$696,121,000	95,891,253 ETH	2.47%	
3	Bitcoin Cash	\$22,013,749,331	\$1309.04	\$1,488,830,000	16,816,713 BCH	10.00%	
4	Ripple	\$9,257,245,449	\$0.239683	\$165,362,000	38,622,870,411 XRP *	2.18%	
5	Dash	\$4,529,119,496	\$587.86	\$369,492,000	7,704,432 DASH	18.53%	
6	Litecoin	\$3,861,240,791	\$71.57	\$155,660,000	53,947,383 LTC	1.84%	
7	Monero	\$2,580,514,874	\$167.71	\$170,410,000	15,386,676 XMR	19.99%	

Sorpasso I.C.O. vs Venture Capital nel Q2 2017

<https://www.coindesk.com>



PRIMI STRUMENTI FINANZIARI SU BITCOIN

- ETN su Bitcoin ed Ethereum su borsa di Stoccolma
- Futures su Bitcoin da dicembre sul Chicago Mercantile Exchange
- CFD su vari brokers

TIPOLOGIE DI ASSET

ASSET TRASFERIBILI SU BLOCKCHAIN

Coins o Cryptocurrencies (infrastrutturali)

- Bitcoin e i suoi fork
- Altcoin (Ethereum, Litecoin, e altre 1.319)

Tokens (funzionali)

- FIAT Pegged Token (Tether Dollar USDT)
- Utility Token o App Token
- Equity Token o Royalty Token

I.C.O.

BITCOIN

COSA STIAMO OSSERVANDO SU BITCOIN

- E' un ottimo «store of value» ma le transazioni su Blockchain non sono idonee per micropagamenti.
- E' resiliente agli attacchi
- Ha un ecosistema molto attivo e in continua crescita
- Ha poca privacy e fungibilità.
- Non è scalabile.
- Il mining è industrializzato e centralizzato.

EVOLUZIONI

In fase di testing:

- Lightning Network – Off-chain Level 2 di Blockchain per istantaneità, alti volumi transazionali e microfee.
- Off-chain atomic swap (Bitcoin – Litecoin)

Altre soluzioni interessanti:

- MAST
- Schnoor
- Confidential Transaction
- Mimblewimble

COMPETITOR DA MONDO BLOCKCHAIN

COINS E TOKEN EXCHANGE

YObit.net
Trade
Market
InvestBox
Dice
FreeCoins
Wallets
Orders
History
ICO
CoinsInfo
AddCoin
Support
PM

BALANCES

Currency
Amount
BTC
0.00000000
LTC
0.00000000
DASH
0.00000000
DOGE
0.00000000
YOVI
0.00000000
ETH
0.00000000
LSK
0.00000000
Est. BTC:
0.00000000 BTC

MARKET
Search

TOP
BTC
ETH
DOGE
WAVES
USD
RUR

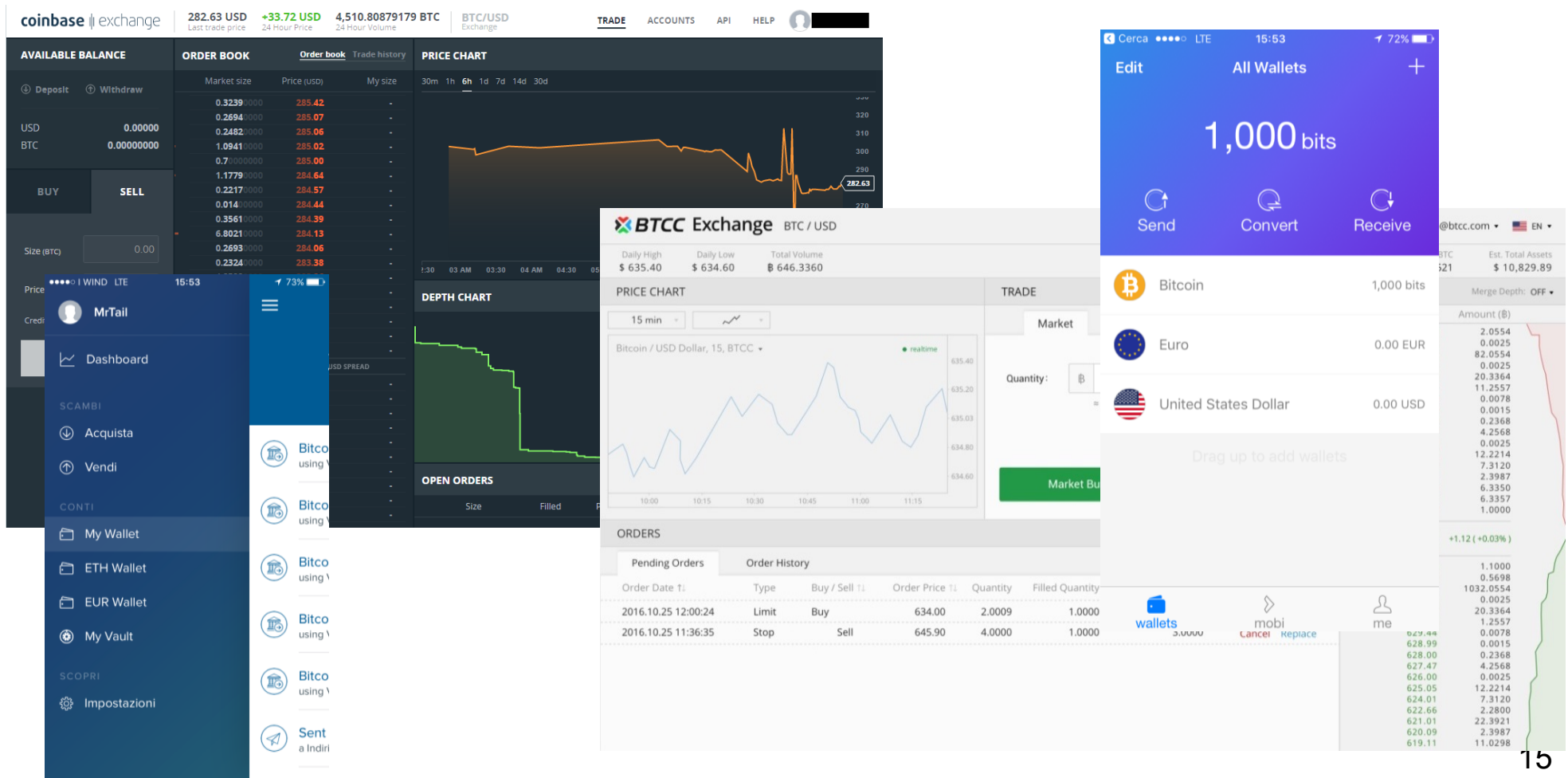
Name	Price	Ch.	Vol.
YOVI	0.01934296	+ 0.3%	0.5
ETH	0.04000000	- 6.2%	1255.2
DASH	0.03693633	- 4.1%	948.2
ZEC	0.03047863	- 3.3%	760.1
WAVES	0.00046312	- 6.4%	679.4
LSK	0.00060483	- 6%	447.3
BCC	0.07854042	- 7.5%	263.8
LTC	0.00738681	- 4%	191.6
BTC	\$7335.50	+ 4%	47.9
REC	0.00999481	- 2%	42.2
BTC	R415300.00	+ 3.2%	35.6
DFT	0.00008200	+ 9%	18.6
BGF	0.00000310	- 55.1%	10.3
NLC2	0.00002724	+ 6%	7.1
XIOS	0.00014556	+ 4.8%	7
DOGE	0.00000016	+ 6.7%	6.5
LAZ	0.00000055	0%	6.1
CNT	0.00002065	+ 4.7%	6
ETH	\$294.66	- 1.4%	5.3
ETH	R16666.49	- 1.9%	5
BTG	0.02950001	- 1.7%	4.4
CNX	0.00019606	+ 6.9%	4.1
LTC	E0.18170000	- 0.1%	3.9
ETC	0.00160930	- 2%	3.4
FRST	0.00232835	- 0.5%	3.3
ARCX	0.00000800	- 16.1%	2.9
BCC	\$578.10	- 4.5%	2.7
BTG	\$218.98	+ 0.1%	2.2
USD	R56.71	+ 0.2%	2
HPC	0.00001060	- 7.3%	1.7

ICO
New ICO rules:
- 0%/50%/100% buy wall (ico price)
- 4 days ICO fund holding period (for devs)



For requesting New ICO - [click here](#)

Name	Fullname	Forum	ICO Coins	ICO Price	ICO BTC	Wall	ICO Start	Days	Status	Buy coins
BUY	BuyCoin	Forum	299950000.00	0.00000100	299.95 BTC	70%	10.10.2017 15:14	7	Ended	Buy coins
ROCKET	Rocket Coin	Forum	200000000.00	0.00000100	200.00 BTC	70%	04.07.2017 16:00	7	Ended	Buy coins
OMG	OMGame	Forum	40000000.00	0.00000100	40.00 BTC	50%	07.06.2017 17:00	10	Ended	Buy coins
CJC	CryptoJournal	Forum	100000000.00	0.00000030	30.00 BTC	50%	10.04.2017 18:00	4	Ended	Buy coins
CHAT	ChatCoin	Forum	10000000.00	0.00000250	25.00 BTC	50%	21.03.2017 17:00	4	Ended	Buy coins
SHORTY	ShortyCoin	Forum	100000000.00	0.00000025	25.00 BTC	70%	09.12.2016 16:00	4	Ended	Buy coins
BASH	LuckChain	Forum	97625783.00	0.00000060	58.57 BTC	50%	18.11.2016 16:00	10	Ended	Buy coins
TEAM	TeamUP	Forum	300000000.00	0.00000007	21.00 BTC	50%	17.10.2016 17:00	4	Ended	Buy coins
FOREX	ForexCoin	Forum	690000000.00	0.00000008	55.20 BTC	100%	14.10.2016 17:00	4	Ended	Buy coins
EGO	EGO Coin	Forum	60000000.00	0.00000020	12.00 BTC	50%	29.09.2016 17:00	4	Ended	Buy coins
UBIQ	Ubiquoin	Forum	500000000.00	0.00000005	25.00 BTC	0%	21.09.2016 17:00	7	Ended	Buy coins
WAY	WayCoin	Forum	100000000.00	0.00000025	25.00 BTC	50%	25.08.2016 17:00	7	Ended	Buy coins
VPRC	VapersCoin	Forum	500000000.00	0.00000001	5.00 BTC	100%	09.06.2016 14:00	2	Ended	Buy coins
ACLR	Accelerate	Forum	560000000.00	0.00000005	28.00 BTC	50%	02.03.2016 16:00	3	Ended	Buy coins
BIGUP	BigUp	Forum	3500000000.00	0.00000001	35.00 BTC	0%	01.03.2016 16:00	6	Ended	Buy coins
DBLK	DigitalBlock	Forum	95000000.00	0.00000030	28.50 BTC	0%	25.02.2016 16:00	3	Ended	Buy coins
SIX	SixAxis	Forum	60000000.00	0.00000020	12.00 BTC	50%	15.02.2016 16:00	3	Ended	Buy coins
MOOND	DarkMoon	Forum	38000000.00	0.00000030	11.40 BTC	50%	03.02.2016 16:00	3	Ended	Buy coins
DUST	DustCoin	Forum	100000000.00	0.00000002	20.00 BTC	50%	01.02.2016 16:00	3	Ended	Buy coins
PNK	Steampunk	Forum	40000000.00	0.00000020	8.00 BTC	50%	21.12.2015 16:00	3	Ended	Buy coins

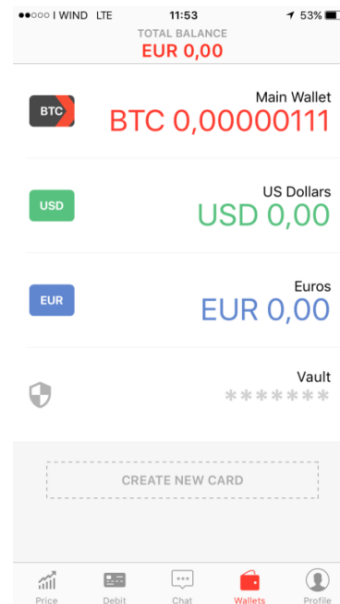
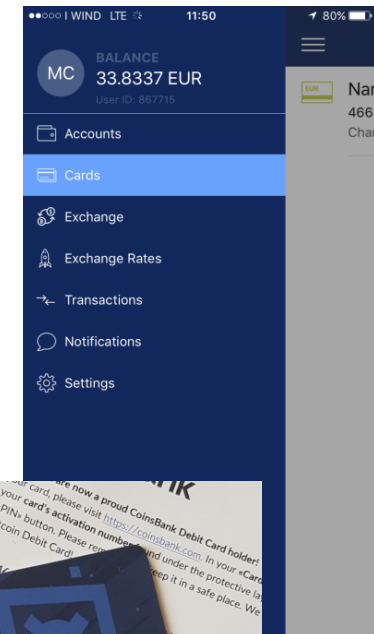

APP WALLET DI EXCHANGE



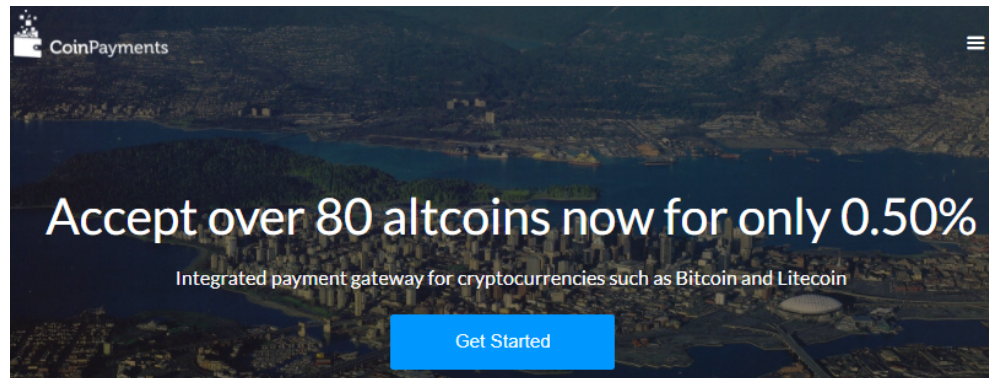
COINS E TOKENS WALLET












WALLET CON MARKETPLACE E PREPAID CARD



PAYMENT GATEWAY



Nome Valuta	Codice	Saldo ¹	<div>USD</div>	Valore	Comandi
 Bitcoin	BTC	0.00047816		0.34	<div>BTC Opzioni▼</div> <div>Converti In▼</div>
 Litecoin	LTC	0.00000000		0.00	<div>LTC Opzioni▼</div>
 Ripple	XRP	0.00000000		0.00	<div>XRP Opzioni▼</div>
 Asiadigicoin	ADCN	0.00000000		0.00	<div>ADCN Opzioni▼</div>
 AdzCoin	ADZ	0.00000000		0.00	<div>ADZ Opzioni▼</div>
 BitBean	BITB	0.00000000		0.00	<div>BITB Opzioni▼</div>
 BlackCoin	BLK	0.00000000		0.00	<div>BLK Opzioni▼</div>
 Breakout	BRK	0.00000000		0.00	<div>BRK Opzioni▼</div>
 Bitcoin	BTC.Bitstamp	0.00000000		0.00	<div>BTC.Bitstamp Opzioni▼</div>

TOKENS DI PANIERI DI TOKENS E COINS

ICONOMI

Dashboard
Portfolio
Activity
Deposit
Withdraw
Account

Log out

Hi, Marco!

reveal value



Digital assets:

BTC ETH DASH XMR LSK 16 others

ABOUT DAA
Blockchain Index (BLX) is a passively managed DAA investing in established blockchain-based projects with active beta components. The DAA is market-cap weighted, adjusted for trading volume, and free float. Blockchain Index is a well diversified vehicle keeping a finger on the pulse of the blockchain economy. The focus of the investment selection is on nascent projects with potential strategic

Visit DAA page for more details



Digital assets:

BTC ETH DASH 28 others

ABOUT DAA
The Asymmetry DAA (AAAX) targets practical business offerings geared toward the basic needs of users operating in the blockchain environment, or in other words, where sufficient scalability has been achieved. Higher weightings are given to more developed opportunities: either by number of accepted users, stronger scalability, and/or cashflow

Visit DAA page for more details



Digital assets:

ZRX ETH BTC FUN MTL ANT 7 others

ABOUT DAA
Future Chain Index (FCI) combines 20+ years of experience in the traditional financial sector and is now positioned on the edge of knowledge in the new economy of digital assets. The team behind FCI brings together a diverse mix of economic and technological experts, all invested and educated in the cryptocurrency market. This guarantees FCI to be steps ahead in knowledge and understanding of

Visit DAA page for more details

DAA DETAILS			
1W Return	+4.32 %	Management fee	3.00 %
1M Return	-0.89 %	Entry fee	0.00 %
3M Return	+27.98 %	Exit fee	0.50 %
6M Return	+185.94 %		

DAA STRUCTURE				
Holding	Category	Rebalancing Index Weight	Current Index Weight	
Bitcoin (BTC)	Value	15.00 %	15.10 %	
Ethereum (ETH)	Platform	14.15 %	14.06 %	
Dash (DASH)	Anonymity	12.60 %	12.60 %	
Monero (XMR)	Anonymity	12.34 %	12.37 %	
Lisk (LSK)	Platform	10.22 %	9.93 %	
Waves (WAVES)	Programmable Platform	5.73 %	5.53 %	
Steem (STEEM)	Media	4.42 %	4.38 %	
Augur (REP)	Prediction	3.65 %	3.76 %	
Golem (GNT)	Decentralized Computing	3.34 %	3.28 %	
MaidSafeCoin (MAID)	Storage	2.83 %	2.96 %	
Basic Attention Token (BAT)	Advertisement	2.78 %	2.78 %	
DigixDAO (DGD)	Value Gold	2.71 %	2.64 %	
Factom (FCT)	Audit	2.18 %	2.41 %	
GameCredits (GAME)	Gaming	2.08 %	2.09 %	
Siacoin (SC)	Storage	2.05 %	2.04 %	
SingularDTV (SINGLS)	Media / TV	1.49 %	1.69 %	
iExec (RLC)	Decentralized Computing	0.90 %	0.82 %	

GLI INTERMEDIARI DI FIDUCIA NON SCOMPAIONO

I SERVIZI FINANZIARI CONTINUANO A NECESSITARE DI INTERMEDIARI DI FIDUCIA

- Custodia di coins o tokens per conto dei clienti: Custodian Wallet
- Garanzia per acquisto o scambi di Coins e Tokens: Marketplace o Exchange.
- Centro di scalabilità con transazioni Off-Chain
- Consulenza su nuove tipologie di asset class.
- Garanzie su emissione di Token (I.C.O.)

SELLALAB

SELLALAB

Via Corradino Sella, 10 – BIELLA – ITALY
www.sellalab.it | info@sellalab.it